

Bucks County Election Results

Municipal Primary of Tuesday, May 19, 2009



This courtesy website is updated approximately every 20 minutes, based on districts reporting.

[1 Districts Reported of 1](#)

Municipality - Langhorne Borough

Justice of the Supreme Court ¹

Vote for 1

Democrat

[View Results by District](#)

Jack Panella	58	<div style="width: 100%;"><div style="width: 100%;"></div></div>	100%
--------------	----	--	------

Republican

[View Results by District](#)

Joan Orié Melvin	28	<div style="width: 52.8%;"><div style="width: 52.8%;"></div></div>	52.8%
------------------	----	--	-------

Paul P. Panepinto	16	<div style="width: 30.2%;"><div style="width: 30.2%;"></div></div>	30.2%
-------------------	----	--	-------

Cheryl Lynn Allen	9	<div style="width: 17%;"><div style="width: 17%;"></div></div>	17%
-------------------	---	--	-----

Judge of the Superior Court ¹

Vote for 3

Democrat

[View Results by District](#)

Paula Patrick	29	<div style="width: 19.2%;"><div style="width: 19.2%;"></div></div>	19.2%
---------------	----	--	-------

Tom Munley	10	<div style="width: 6.6%;"><div style="width: 6.6%;"></div></div>	6.6%
------------	----	--	------

Anne E. Lazarus	37	<div style="width: 24.5%;"><div style="width: 24.5%;"></div></div>	24.5%
-----------------	----	--	-------

John Younge	35	<div style="width: 23.2%;"><div style="width: 23.2%;"></div></div>	23.2%
-------------	----	--	-------

Kevin Francis McCarthy	15	<div style="width: 9.9%;"><div style="width: 9.9%;"></div></div>	9.9%
------------------------	----	--	------

Robert J. Colville	25	<div style="width: 16.6%;"><div style="width: 16.6%;"></div></div>	16.6%
--------------------	----	--	-------

Republican

[View Results by District](#)

Judy Olson	38	<div style="width: 36.2%;"><div style="width: 36.2%;"></div></div>	36.2%
------------	----	--	-------

Sallie Mundy	37	<div style="width: 35.2%;"><div style="width: 35.2%;"></div></div>	35.2%
--------------	----	--	-------

Temp Smith	30	<div style="width: 28.6%;"><div style="width: 28.6%;"></div></div>	28.6%
------------	----	--	-------

Judge of the Commonwealth Court ¹

Vote for 2

1

Democrat

[View Results by District](#)

Linda S. Judson	17	<div style="width: 14.9%;"><div style="width: 14.9%;"></div></div>	14.9%
-----------------	----	--	-------

Barbara Behrend Ernsberger	8	<div style="width: 7%;"><div style="width: 7%;"></div></div>	7%
----------------------------	---	--	----

Jimmy Lynn	27	<div style="width: 23.7%;"><div style="width: 23.7%;"></div></div>	23.7%
------------	----	--	-------

Stephen G. Pollock	30	<div style="width: 26.3%;"><div style="width: 26.3%;"></div></div>	26.3%
--------------------	----	--	-------

Michael D. Sherman	13	<div style="width: 11.4%;"><div style="width: 11.4%;"></div></div>	11.4%
--------------------	----	--	-------

Daniel K. Bricmont	19	<div style="width: 16.7%;"><div style="width: 16.7%;"></div></div>	16.7%
--------------------	----	--	-------

Republican

[View Results by District](#)

Al Frioni	36	<div style="width: 44.4%;"><div style="width: 44.4%;"></div></div>	44.4%
-----------	----	--	-------

Patricia A. McCullough	21	<div style="width: 25.9%;"><div style="width: 25.9%;"></div></div>	25.9%
------------------------	----	--	-------

Kevin Brobson	24	<div style="width: 29.6%;"><div style="width: 29.6%;"></div></div>	29.6%
---------------	----	--	-------

Judge of the Court of Common Pleas ¹

Vote for 3

1

Democrat

[View Results by District](#)

Gary Gilman	43	<div style="width: 27.4%;"><div style="width: 27.4%;"></div></div>	27.4%
-------------	----	--	-------

Lawrence M. Otter	13	<div style="width: 8.3%;"><div style="width: 8.3%;"></div></div>	8.3%
-------------------	----	--	------

Michael D. Rubin	14		8.9%
David Zellis	34		21.7%
Robert O. Baldi	34		21.7%
Wallace H. Skip Bateman, Jr.	19		12.1%

Republican[View Results by District](#)

Michael D. Rubin	19		13.8%
Gary Gilman	23		16.7%
Robert O. Baldi	33		23.9%
Wallace H. Skip Bateman, Jr.	26		18.8%
David Zellis	37		26.8%

District Attorney 1

Vote for 1

Democrat[View Results by District](#)

Chris Asplen	60		100%
--------------	----	--	------

Republican[View Results by District](#)

David W. Heckler	50		100%
------------------	----	--	------

Sheriff 1

Vote for 1

Democrat[View Results by District](#)

Wiley Herring, Jr.	58		100%
--------------------	----	--	------

Republican[View Results by District](#)

Edward Duke Donnelly	52		100%
----------------------	----	--	------

Prothonotary 1

Vote for 1

Democrat[View Results by District](#)

Jim Prokopiak	60		100%
---------------	----	--	------

Republican[View Results by District](#)

Patricia L. Bachtle	50		100%
---------------------	----	--	------

Recorder of Deeds 1

Vote for 1

Democrat[View Results by District](#)

Robin Rosenthal	59		100%
-----------------	----	--	------

Republican[View Results by District](#)

Edward R. Gudknecht	49		100%
---------------------	----	--	------

County Controller 1

Vote for 1

Democrat[View Results by District](#)

Harry Heinzl	57		100%
--------------	----	--	------

Republican[View Results by District](#)

Raymond F. McHugh	48		100%
-------------------	----	--	------

Jury Commissioner 1

Vote for 1

Democrat[View Results by District](#)

Debra E. DeBlasio	59		100%
-------------------	----	--	------

Republican[View Results by District](#)

Theresa M. Farley	46		100%
-------------------	----	--	------

School Director - 4 Year 1

Region 03





Vote for 2

Democrat[View Results by District](#)

Irene M. Boyle	23		19.8%
----------------	----	--	-------


William Spitz	36		31%
William Oettinger	17		14.7%
Steve Rodos	9		7.8%
Lisa Reiser	31		26.7%

Republican [View Results by District](#)

Lisa Reiser	19		17.9%
William Oettinger	30		28.3%
Steve Rodos	11		10.4%
William Spitz	17		16%
Irene M. Boyle	29		27.4%

Mayor - 4 Year Vote for 1




Democrat [View Results by District](#)

Chris Blaydon	63		100%
----------------------	-----------	---	-------------


Republican [View Results by District](#)

Borough Council - 4 Year Vote for 4

Democrat [View Results by District](#)


Suzanne Goss	48		36.1%
John Krimmel, Sr.	45		33.8%
Anthony Marfia	40		30.1%

Republican [View Results by District](#)

David Kaiser	52		100%
---------------------	-----------	---	-------------

Tax Collector - 4 Year Vote for 1

Democrat [View Results by District](#)

Ellyn M. Schoen	67		100%
------------------------	-----------	---	-------------

Republican [View Results by District](#)


Constable - 6 Year Vote for 1

Democrat [View Results by District](#)

Republican [View Results by District](#)

Judge of Elections - 4 Year Langhorne Boro Vote for 1

Democrat [View Results by District](#)


Carol C. Deaver	66		100%
------------------------	-----------	---	-------------

Republican [View Results by District](#)

Inspector of Elections - 4 Year Langhorne Boro Vote for 1

Democrat [View Results by District](#)

Republican [View Results by District](#)

Judith N. Sloan	55		100%
------------------------	-----------	---	-------------

¹ Winner Not Projected ² Write-In Candidate ³ Winner By Lot

[[Election Results Help](#)] [[Additional Election Information](#)] [[Election Summary](#)] [[Results Export](#)]