

Bucks County Election Results

Municipal Primary of Tuesday, May 19, 2009



This courtesy website is updated approximately every 20 minutes, based on districts reporting.

[1 Districts Reported of 1](#)

Municipality - Langhorne Manor Borough

Justice of the Supreme Court ¹

Vote for 1

Democrat

[View Results by District](#)

Jack Panella	22	<div style="width: 100%;"><div style="width: 100%;"></div></div>	100%
--------------	----	--	------

Republican

[View Results by District](#)

Joan Orié Melvin	50	<div style="width: 57.5%;"><div style="width: 57.5%;"></div></div>	57.5%
------------------	----	--	-------

Paul P. Panepinto	25	<div style="width: 28.7%;"><div style="width: 28.7%;"></div></div>	28.7%
-------------------	----	--	-------

Cheryl Lynn Allen	12	<div style="width: 13.8%;"><div style="width: 13.8%;"></div></div>	13.8%
-------------------	----	--	-------

Judge of the Superior Court ¹

Vote for 3

Democrat

[View Results by District](#)

Paula Patrick	17	<div style="width: 27%;"><div style="width: 27%;"></div></div>	27%
---------------	----	--	-----

Tom Munley	2	<div style="width: 3.2%;"><div style="width: 3.2%;"></div></div>	3.2%
------------	---	--	------

Anne E. Lazarus	18	<div style="width: 28.6%;"><div style="width: 28.6%;"></div></div>	28.6%
-----------------	----	--	-------

John Younge	14	<div style="width: 22.2%;"><div style="width: 22.2%;"></div></div>	22.2%
-------------	----	--	-------

Kevin Francis McCarthy	5	<div style="width: 7.9%;"><div style="width: 7.9%;"></div></div>	7.9%
------------------------	---	--	------

Robert J. Colville	7	<div style="width: 11.1%;"><div style="width: 11.1%;"></div></div>	11.1%
--------------------	---	--	-------

Republican

[View Results by District](#)

Judy Olson	71	<div style="width: 36%;"><div style="width: 36%;"></div></div>	36%
------------	----	--	-----

Sallie Mundy	64	<div style="width: 32.5%;"><div style="width: 32.5%;"></div></div>	32.5%
--------------	----	--	-------

Temp Smith	62	<div style="width: 31.5%;"><div style="width: 31.5%;"></div></div>	31.5%
------------	----	--	-------

Judge of the Commonwealth Court ¹

Vote for 2

1

Democrat

[View Results by District](#)

Linda S. Judson	9	<div style="width: 20%;"><div style="width: 20%;"></div></div>	20%
-----------------	---	--	-----

Barbara Behrend Ernsberger	7	<div style="width: 15.6%;"><div style="width: 15.6%;"></div></div>	15.6%
----------------------------	---	--	-------

Jimmy Lynn	12	<div style="width: 26.7%;"><div style="width: 26.7%;"></div></div>	26.7%
------------	----	--	-------

Stephen G. Pollock	13	<div style="width: 28.9%;"><div style="width: 28.9%;"></div></div>	28.9%
--------------------	----	--	-------

Michael D. Sherman	1	<div style="width: 2.2%;"><div style="width: 2.2%;"></div></div>	2.2%
--------------------	---	--	------

Daniel K. Bricmont	3	<div style="width: 6.7%;"><div style="width: 6.7%;"></div></div>	6.7%
--------------------	---	--	------

Republican

[View Results by District](#)

Al Frioni	60	<div style="width: 40%;"><div style="width: 40%;"></div></div>	40%
-----------	----	--	-----

Patricia A. McCullough	35	<div style="width: 23.3%;"><div style="width: 23.3%;"></div></div>	23.3%
------------------------	----	--	-------

Kevin Brobson	55	<div style="width: 36.7%;"><div style="width: 36.7%;"></div></div>	36.7%
---------------	----	--	-------

Judge of the Court of Common Pleas ¹

Vote for 3

1

Democrat

[View Results by District](#)

Gary Gilman	18	<div style="width: 28.1%;"><div style="width: 28.1%;"></div></div>	28.1%
-------------	----	--	-------

Lawrence M. Otter	2	<div style="width: 3.1%;"><div style="width: 3.1%;"></div></div>	3.1%
-------------------	---	--	------

Michael D. Rubin	7		10.9%
David Zellis	17		26.6%
Robert O. Baldi	12		18.8%
Wallace H. Skip Bateman, Jr.	8		12.5%

Republican [View Results by District](#)

Michael D. Rubin	26		10.5%
Gary Gilman	65		26.3%
Robert O. Baldi	56		22.7%
Wallace H. Skip Bateman, Jr.	55		22.3%
David Zellis	45		18.2%

District Attorney 1 Vote for 1

Democrat [View Results by District](#)

Chris Asplen	26		100%
--------------	----	--	------

Republican [View Results by District](#)

David W. Heckler	86		100%
------------------	----	--	------

Sheriff 1 Vote for 1

Democrat [View Results by District](#)

Wiley Herring, Jr.	25		100%
--------------------	----	--	------

Republican [View Results by District](#)

Edward Duke Donnelly	89		100%
----------------------	----	--	------

Prothonotary 1 Vote for 1

Democrat [View Results by District](#)

Jim Prokopiak	24		100%
---------------	----	--	------

Republican [View Results by District](#)

Patricia L. Bachtle	83		100%
---------------------	----	--	------

Recorder of Deeds 1 Vote for 1

Democrat [View Results by District](#)

Robin Rosenthal	24		100%
-----------------	----	--	------

Republican [View Results by District](#)

Edward R. Gudknecht	86		100%
---------------------	----	--	------

County Controller 1 Vote for 1

Democrat [View Results by District](#)

Harry Heinzl	24		100%
--------------	----	--	------

Republican [View Results by District](#)

Raymond F. McHugh	85		100%
-------------------	----	--	------

Jury Commissioner 1 Vote for 1

Democrat [View Results by District](#)

Debra E. DeBlasio	24		100%
-------------------	----	--	------

Republican [View Results by District](#)

Theresa M. Farley	83		100%
-------------------	----	--	------





School Director - 4 Year 1 Region 03 Vote for 2

Democrat [View Results by District](#)

Irene M. Boyle	11		21.6%
----------------	----	--	-------

William Spitz	16		31.4%
William Oettinger	8		15.7%
Steve Rodos	2		3.9%
Lisa Reiser	14		27.5%


Republican [View Results by District](#)

Lisa Reiser	30		15.9%
William Oettinger	54		28.6%
Steve Rodos	6		3.2%
William Spitz	40		21.2%
Irene M. Boyle	59		31.2%

Mayor - 4 Year Vote for 1

Democrat [View Results by District](#)





Republican [View Results by District](#)

Robert Byrne	89		100%
---------------------	-----------	---	-------------

Borough Council - 4 Year Vote for 4

Democrat [View Results by District](#)


Republican [View Results by District](#)

Maryann Barnes	93		27.8%
Edward Hanisco	82		24.6%
Patricia A. Silcox	80		24%
William McTigue	79		23.7%

Tax Collector - 4 Year Vote for 1

Democrat [View Results by District](#)


Republican [View Results by District](#)

Denise R. Reid	95		100%
-----------------------	-----------	---	-------------

Auditor - 4 Year Vote for 1

Democrat [View Results by District](#)

Republican [View Results by District](#)

Eleanor R. Hanisco	87		100%
---------------------------	-----------	---	-------------

Auditor - 6 Year Vote for 1


Democrat [View Results by District](#)

Republican [View Results by District](#)

Constable - 6 Year Vote for 1

Democrat [View Results by District](#)


Republican [View Results by District](#)

James A. McMeeking	99		100%
---------------------------	-----------	---	-------------

Judge of Elections - 4 Year Langhorne Manor Boro Vote for 1

Democrat [View Results by District](#)

Republican [View Results by District](#)

Nicholas Pizzola	93		100%
-------------------------	-----------	---	-------------

Inspector of Elections - 4 Year Langhorne Manor Boro Vote for 1

Democrat [View Results by District](#)

Republican

[View Results by District](#)

¹ Winner Not Projected ² Write-In Candidate ³ Winner By Lot

[[Election Results Help](#)] [[Additional Election Information](#)] [[Election Summary](#)] [[Results Export](#)]

© 2008 Bucks County - [Website Design and Hosting by Perfexion Inc.](#)