

Bucks County Election Results





Municipal Primary of Tuesday, May 19, 2009





















This courtesy website is updated approximately every 20 minutes, based on districts reporting.



[1 Districts Reported of 1](#)

Municipality - Hulmeville Borough

| Justice of the Supreme Court ¹ | | Vote for 1 | |
|---|----|---|-------|
| Democrat | | View Results by District | |
| Jack Panella | 52 |  | 100% |
| Republican | | View Results by District | |
| Joan Orie Melvin | 9 |  | 19.6% |
| Paul P. Panepinto | 21 |  | 45.7% |
| Cheryl Lynn Allen | 16 |  | 34.8% |

| Judge of the Superior Court ¹ | | Vote for 3 | |
|--|----|---|-------|
| Democrat | | View Results by District | |
| Paula Patrick | 36 |  | 26.5% |
| Tom Munley | 13 |  | 9.6% |
| Anne E. Lazarus | 23 |  | 16.9% |
| John Younge | 33 |  | 24.3% |
| Kevin Francis McCarthy | 20 |  | 14.7% |
| Robert J. Colville | 11 |  | 8.1% |
| Republican | | View Results by District | |
| Judy Olson | 30 |  | 36.6% |
| Sallie Mundy | 28 |  | 34.1% |
| Temp Smith | 24 |  | 29.3% |

| Judge of the Commonwealth Court ¹ | | Vote for 2 | |
|--|----|---|-------|
| Democrat | | View Results by District | |
| Linda S. Judson | 17 |  | 17.9% |
| Barbara Behrend Ernsberger | 8 |  | 8.4% |
| Jimmy Lynn | 23 |  | 24.2% |
| Stephen G. Pollock | 30 |  | 31.6% |
| Michael D. Sherman | 9 |  | 9.5% |
| Daniel K. Bricmont | 8 |  | 8.4% |
| Republican | | View Results by District | |
| Al Frioni | 24 |  | 33.8% |
| Patricia A. McCullough | 22 |  | 31% |
| Kevin Brobson | 25 |  | 35.2% |

| Judge of the Court of Common Pleas ¹ | | Vote for 3 | |
|---|----|---|-------|
| Democrat | | View Results by District | |
| Gary Gilman | 29 |  | 20.6% |
| Lawrence M. Otter | 13 |  | 9.2% |

| | | | |
|------------------------------|----|--|-------|
| Michael D. Rubin | 16 | | 11.3% |
| David Zellis | 44 | | 31.2% |
| Robert O. Baldi | 25 | | 17.7% |
| Wallace H. Skip Bateman, Jr. | 14 | | 9.9% |

Republican [View Results by District](#)

| | | | |
|------------------------------|----|--|-------|
| Michael D. Rubin | 20 | | 16.8% |
| Gary Gilman | 22 | | 18.5% |
| Robert O. Baldi | 26 | | 21.8% |
| Wallace H. Skip Bateman, Jr. | 23 | | 19.3% |
| David Zellis | 28 | | 23.5% |

District Attorney 1 Vote for 1

Democrat [View Results by District](#)

| | | | |
|--------------|----|--|------|
| Chris Asplen | 48 | | 100% |
|--------------|----|--|------|

Republican [View Results by District](#)

| | | | |
|------------------|----|--|------|
| David W. Heckler | 49 | | 100% |
|------------------|----|--|------|

Sheriff 1 Vote for 1

Democrat [View Results by District](#)

| | | | |
|--------------------|----|--|------|
| Wiley Herring, Jr. | 47 | | 100% |
|--------------------|----|--|------|

Republican [View Results by District](#)

| | | | |
|----------------------|----|--|------|
| Edward Duke Donnelly | 46 | | 100% |
|----------------------|----|--|------|

Prothonotary 1 Vote for 1

Democrat [View Results by District](#)

| | | | |
|---------------|----|--|------|
| Jim Prokopiak | 44 | | 100% |
|---------------|----|--|------|

Republican [View Results by District](#)

| | | | |
|---------------------|----|--|------|
| Patricia L. Bachtle | 46 | | 100% |
|---------------------|----|--|------|

Recorder of Deeds 1 Vote for 1

Democrat [View Results by District](#)

| | | | |
|-----------------|----|--|------|
| Robin Rosenthal | 48 | | 100% |
|-----------------|----|--|------|

Republican [View Results by District](#)

| | | | |
|---------------------|----|--|------|
| Edward R. Gudknecht | 48 | | 100% |
|---------------------|----|--|------|

County Controller 1 Vote for 1

Democrat [View Results by District](#)

| | | | |
|--------------|----|--|------|
| Harry Heinzl | 43 | | 100% |
|--------------|----|--|------|

Republican [View Results by District](#)

| | | | |
|-------------------|----|--|------|
| Raymond F. McHugh | 46 | | 100% |
|-------------------|----|--|------|

Jury Commissioner 1 Vote for 1

Democrat [View Results by District](#)

| | | | |
|-------------------|----|--|------|
| Debra E. DeBlasio | 45 | | 100% |
|-------------------|----|--|------|

Republican [View Results by District](#)

| | | | |
|-------------------|----|--|------|
| Theresa M. Farley | 48 | | 100% |
|-------------------|----|--|------|

School Director - 4 Year 1 Region 03 Vote for 2

Democrat [View Results by District](#)

| | | | |
|----------------|----|--|-------|
| Irene M. Boyle | 36 | | 34.3% |
|----------------|----|--|-------|

| | | | |
|-------------------|----|--|--|
| William Spitz | 14 | | 13.3% |
| William Oettinger | 18 | | 17.1% |
| Steve Rodos | 15 | | 14.3% |
| Lisa Reiser | 22 | | 21% |
| Republican | | | View Results by District |
| Lisa Reiser | 15 | | 17% |
| William Oettinger | 27 | | 30.7% |
| Steve Rodos | 5 | | 5.7% |
| William Spitz | 12 | | 13.6% |
| Irene M. Boyle | 29 | | 33% |

| | | | |
|------------------------|-----------|------------|--|
| Mayor - 4 Year | | Vote for 1 | |
| Democrat | | | View Results by District |
| Republican | | | View Results by District |
| David M. Harris | 50 | | 100% |

| | | | |
|---------------------------------|-----------|------------|--|
| Borough Council - 4 Year | | Vote for 4 | |
| Democrat | | | View Results by District |
| Republican | | | View Results by District |
| Raymond R. Johnson | 42 | | 32.8% |
| Thomas Wheeler | 49 | | 38.3% |
| Joseph E. McKairnes | 37 | | 28.9% |

| | | | |
|-------------------------------|-----------|------------|--|
| Tax Collector - 4 Year | | Vote for 1 | |
| Democrat | | | View Results by District |
| Republican | | | View Results by District |
| Kathleen M. Nicastro | 58 | | 100% |

| | | | |
|-------------------------|--|------------|--|
| Auditor - 6 Year | | Vote for 1 | |
| Democrat | | | View Results by District |
| Republican | | | View Results by District |

| | | | |
|---------------------------|-----------|------------|--|
| Constable - 6 Year | | Vote for 1 | |
| Democrat | | | View Results by District |
| Michael J. Wasson | 42 | | 100% |
| Republican | | | View Results by District |

| | | | | |
|------------------------------------|-----------|-----------------|------------|--|
| Judge of Elections - 4 Year | | Hulmeville Boro | Vote for 1 | |
| Democrat | | | | View Results by District |
| Republican | | | | View Results by District |
| Douglas A. Harris | 53 | | | 100% |

| | | | | |
|--|-----------|-----------------|------------|--|
| Inspector of Elections - 4 Year | | Hulmeville Boro | Vote for 1 | |
| Democrat | | | | View Results by District |
| Republican | | | | View Results by District |
| Irene A. Davis | 57 | | | 100% |

¹ Winner Not Projected ² Write-In Candidate ³ Winner By Lot

[[Election Results Help](#)] [[Additional Election Information](#)] [[Election Summary](#)] [[Results Export](#)]